



# Plug Type Supervisory Switch

## Model: RDPTS-C

### Product Description

The Model RDPTS-C is designed to supervise sprinkler system control valves and may also be used to secure gates and other applications. This unit is particularly useful for unusual conditions, such as non-rising stem valves.

Nema 6P enclosure allows the device to be mounted outdoors, even in areas subject to flooding such as pits and wells. Sealed reed switch operation virtually eliminates contact corrosion.

Turning the valve wheel will pull the plug out of the receptacle. The plug cannot be reinserted after operation until the plug receptacle cover is removed with the special hex key provided. This key should be left with the building owner or responsible party. Replacement or additional cover tamper screws and hex keys are available.

### Installation

Insert plug into housing, take the loose end of the cable and loop it through the valve handle and into the housing. Adjust the length of cable so the plug must be pulled from the housing when the valve is closed. Cut off excess cable and terminate on the plug terminals of the PC board. Do not leave more than 50mm (2") of excess wiring in the housing. Dress wires to outside edge of housing so as not to interfere with cover tamper.

### Wire Checkout

With the plug wired to the two P terminals and the plug inserted fully into the receptacle, place an ohmmeter across the C and NO terminals. The meter will show Open. Unplug the plug from the receptacle. The meter will show continuity.

**Note:** The two P terminals will always show continuity when the plug is connected regardless of whether the plug is inserted or not.

The cover tamper switch can be wired into the plug circuit or wired as a separate circuit. (See wiring diagrams.)

### Testing

The RDPTS-C and its associated protective monitoring system should be tested in accordance with applicable NFPA codes and standards and/or the authority having jurisdiction (manufacturer recommends quarterly or more frequently).

### Warning

This unit is not intended or designed for ordinary use. It is a special application device to be used for unusual conditions such as non-rising stem gate valves where no other approved or listed method of protection is available or practical. As this unit does not meet NFPA codes and standards, requiring restoration signal when the valve is positioned to normal, special attention should be given by the responsible parties to assure that the proper operation of this device is maintained. This device should only be restored to normal when the valve is in the normal condition.



### Technical Details

Dimensions	177mm x 95mm x 76mm (including bracket) 7" x 3.75" x 3"
Enclosure	Non corrosive composite material
Housing Cover Tamper	Activated by housing cover removal
Contact Rating	<b>SPDT Plug Contacts:</b> 100 mA at 28 V DC/AC 250 mA at 12 V DC/AC <b>SPDT Cover Tamper:</b> 250 mA at 28 V DC/AC
Environmental Limitations	NEMA 6P (IP67) rated enclosure when proper electrical fittings are used Temperature range: -40° C to 60° C (-40° F to 140° F)
Cable	2-wire, Waterproof - Approx. 2.43m (8") long
Weight	385 g (13.6 oz)

Manufactured by Potter who hold FM Approval and UL Listing

DS: 2.35  
Issue A  
22/11/2021  
© 2021 Rapidrop

Rapidrop Global Ltd  
T: +44 (0) 1733 847 510 F: +44 (0) 1733 553 958  
e: rapidrop@rapidrop.com  
w: www.rapidrop.com

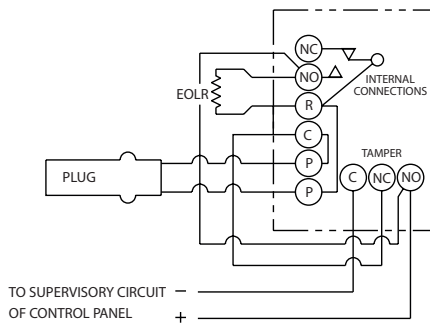


# Plug Type Supervisory Switch

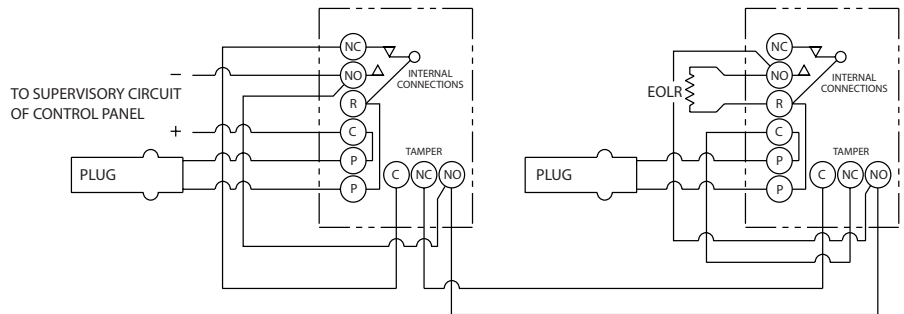
## Model: RDPTS-C

### Wiring Diagrams - Plug and Cover Tamper Wired to Same Circuit

#### FOR SINGLE DEVICE



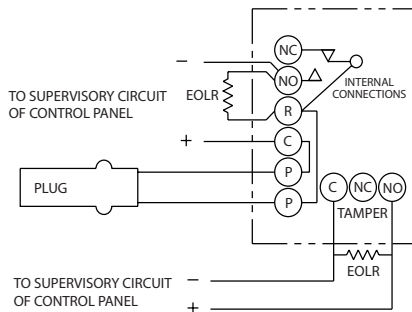
#### FOR MULTIPLE DEVICES



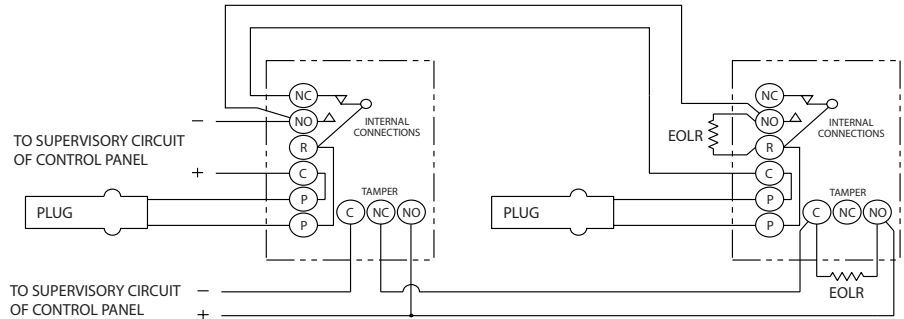
**Note:** The two P terminals will always show continuity when the plug is connected regardless of whether the plug is inserted or not.

### Wiring Diagrams - Plug and Cover Tamper Wired to Separate Circuit

#### FOR SINGLE DEVICE



#### FOR MULTIPLE DEVICES



### Typical Installation

